



APEX-10[®]

10 STATION MANUAL LOADING PLATFORM



Key Features:

- Upgradeable with Mark 7 Autodrive & Sensors
- On-Press Swaging
- Smooth Ergonomic Ambidextrous Handle
- Supports One-Pass Processing and Loading
- Works with New and Fired Brass
- Precision CNC Machined Aluminum and Steel
- Precision Fit Bronze Bushings

What Sets APEX 10 Apart?

Not only is this a premier manual press, it's designed to be easily upgraded for full automation with the addition of Mark 7's Primer Xpress[®], Autodrive[™] and full suite of Sensors.



Comes Standard with:

- All New 11" *High Speed* Mark 7[®] Case Feeder
- Lyman[®] Stainless Steel Pro Hold Down Die
- Mechanical Powder Measure with Sealed Bearings
- Standard Priming with All New Shuttle Disk Delivery System - **Small and Large Primer Conversion Included!**
- Double Guide Rod Support as Standard for the Tool Head Creates More Stability

Note: Product shown in photo may include optional items that must be purchased separately.





APEX 10



The APEX 10® manual press **operates so smoothly it feels like an automated press!** It features a solid cast iron 10-station toolhead to enable one-pass loading, our all-new Mark 7 Case Feeder, a Mechanical Powder Measure, our new shuttle-disk priming system, ambidextrous operation, and so much more.

Our APEX 10 reloading press is a **commercial grade loading press** that has been modified to meet the needs of high volume reloaders. With its 10-die station design, the APEX 10 gives you more flexibility and options than any of the competition! The precision CNC machined construction and super smooth operation says “quality” every time the handle is cycled. In addition, the press **can be upgraded for fully automatic operation with a Mark 7 Autodrive™ system** and digital controls, as well as our wide array of sensors. The APEX 10 can work with most off-the-shelf reloading dies and supports a variety of accessories. With every pull of the handle, the manual APEX 10 can produce a finished round, making it the **perfect choice for competitive shooters** looking to quickly make large quantities of top-quality ammo.

Designed for automation, and for many optional upgrades, which include the Mark 7 Primer Xpress®, the Mark 7 APEX 10 Autodrive and the complete suite of Mark 7 Sensors and parts.

If you own a Mark 7 1050 Pro/X Autodrive, it can be modified for use on a APEX 10 with the purchase of a conversion kit.

This product is available in both 110V and 220V.

All in One Stroke

A robust 10-station tool head which allows you to “Do It All”

- Station 1: Case feeding
- Station 2: Sizing and decapping
- Station 3: Swage/Case trim
- Station 4: Primer seat with hold down
- Station 5: Case flare/neck expansion
- Station 6: Powder drop
- Station 7: Powder check
- Station 8: Bullet Dropper
- Station 9: Seating
- Station 10: Crimping

*The above is just one possible set-up. The 10 station tool head offers a large variety of options for all your reloading and case processing needs.

Upgradeability

The APEX 10 can easily be upgraded with the following options at any point:

- Autodrive
- Primer Xpress – Electronic Oscillating Primer System
- Digital Powder Measure (only with Autodrive)
- Digital Sensors (only with Autodrive)
- Machine caliber conversion kits that include everything required to convert the press from one caliber to another
- Trimmer kit for rifle processing

Specs and Dimensions

Dimensions:	36” Tall, 15” Wide, 11” Deep
Number of Stations:	10
Caliber Range:	380 up to .308
Drive System:	Manual
Priming System:	Shuttle Disk Stacked Priming System
Type of Case Feeder:	11” High Speed Case Feeder
Type of Powder Measure:	Mechanical Powder Measure
Machine Weight:	~60 lbs

















PLEASE NOTE: Hold Down Die is included for Swage operation. Additional dies and bullet feeder are not included with the APEX 10 and must be purchased separately.

Mark 7 APEX 10 Standard Package Includes:

- All New 11” Case Feeder with variable speed motor
- Mechanical Powder Measure
- 10-station cast iron tool head
- Ergonomically designed operating handle, which can be assembled for right or left-hand use
- Shuttle Disk Stacked Priming System
- Small and Large Primer & Swaging Components included
- Lyman Stainless Steel Pro Hold-Down Die
- Double Guide Rod support for the tool head for more stability

CALIBERS SUPPORTED

NEW CALIBERS BEING ADDED EVERY YEAR!

	9mm/.38 Super	(#101-1260-01)
	40 S&W	(#101-1260-02)
	38 Special / .357 Mag	(#101-1260-03)
	45 ACP (Large Primer)	(#101-1260-04)
	223 Rem.	(#101-1260-05)
	308 Win.	(#101-1260-06)
	38 Super Comp.	(#101-1260-07)
	380 ACP	(#101-1260-08)
	10mm	(#101-1260-09)
	45 ACP (Small Primer)	(#101-1260-10)
	458 SOCOM	(#101-1260-11)
	44 Mag / .45 Long Colt	(#101-1260-12)
	7.62 x 54R	(#101-1260-13)
	7.62 x 39	(#101-1260-14)
	300 AAC	(#101-1260-15)
	6.5 Creedmoor (#101-1260-16)	

Please contact our sales department for information
888-462-7577 AND PRESS OPTION #1